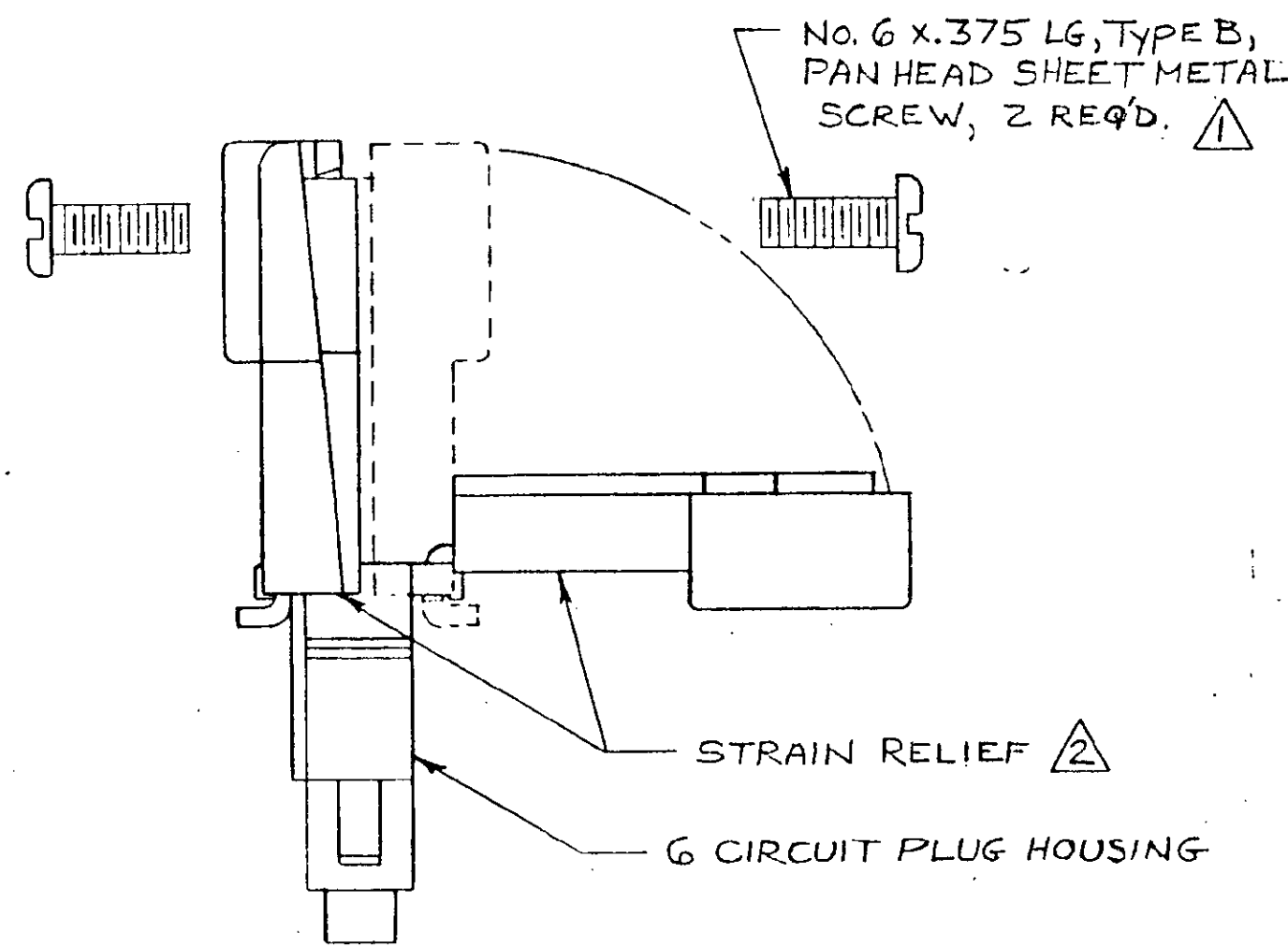
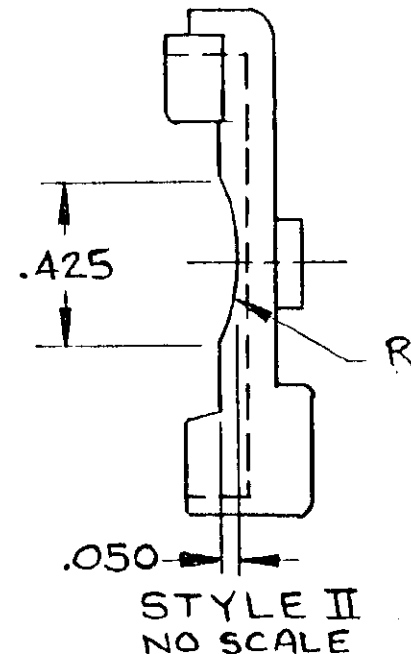
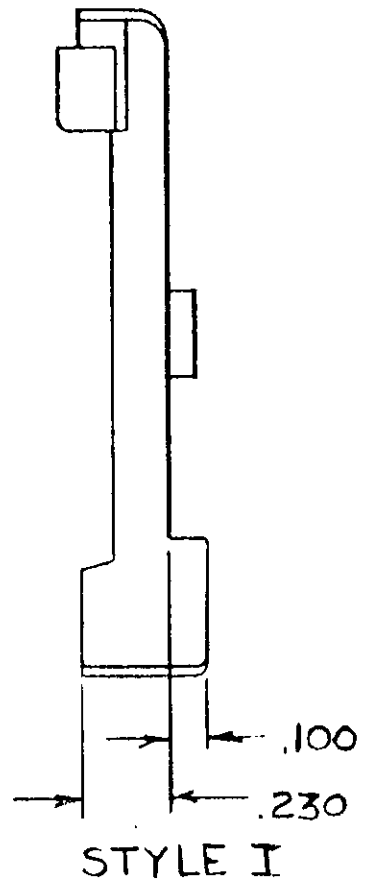
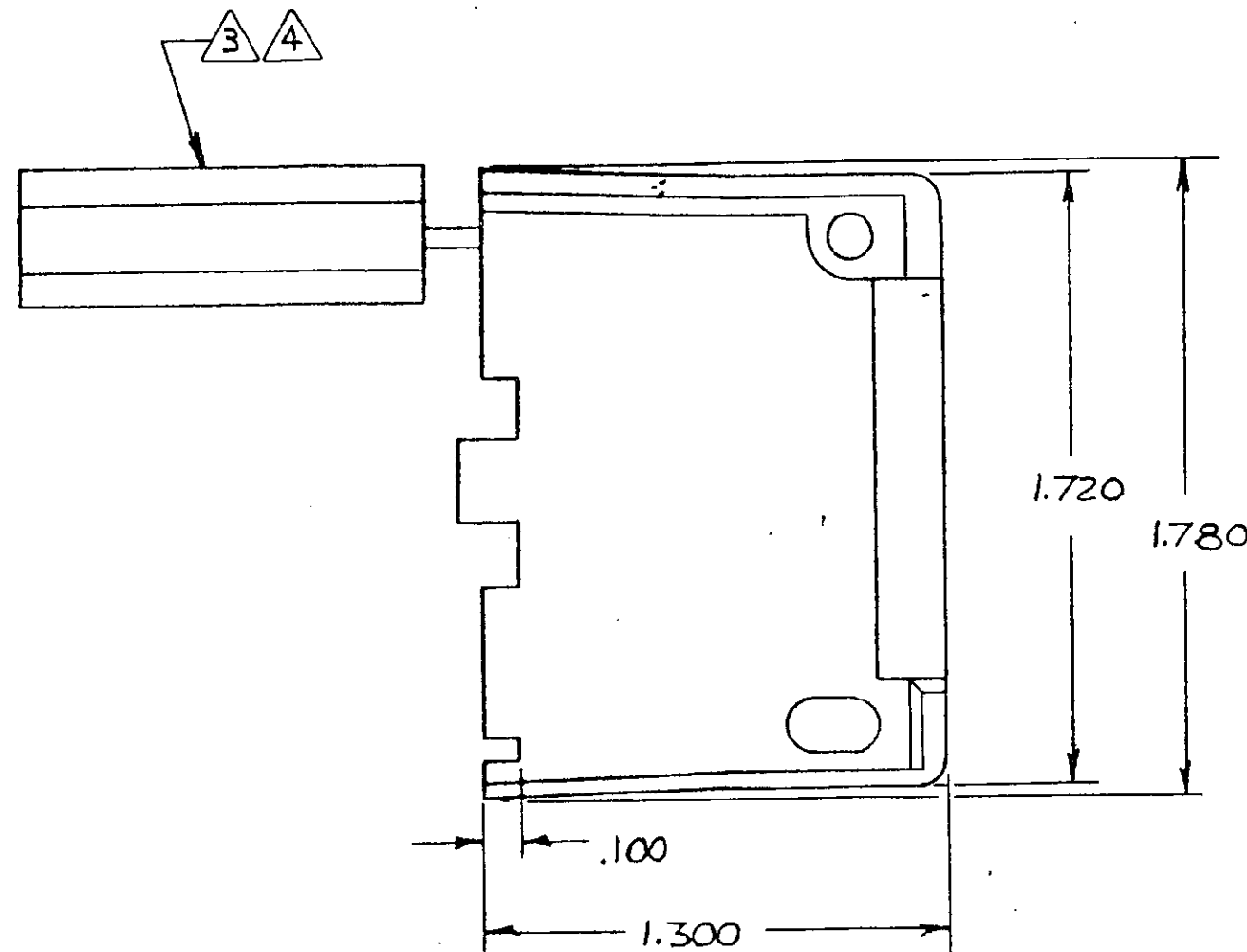
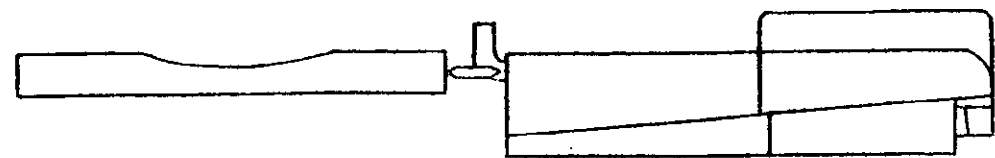


THIS DRAWING IS UNPUBLISHED. RELEASED FOR PUBLICATION, 19
 © COPYRIGHT 19 BY AMP INCORPORATED, HARRISBURG, PA. ALL INTERNATIONAL RIGHTS RESERVED. AMP PRODUCTS MAY BE COVERED BY U.S. AND FOREIGN PATENTS AND/OR PATENTS PENDING.

REVISIONS						
P	F	ZONE	LTR	DESCRIPTION	DATE	APPROVED
			D	RELEASE DRAWING PER TTI 82-118	7-23-82	MSF/D.H.
A			A	ADDED -2 PER TTI 83-133	11-1-83	KW/JP
			A1	RESTORATION	8-3-85	SJ/AB
			B	REV PER ECN CM 705	12/1/86	TB/RS
			C	REV PER EC 0730-0201-94	4-26-95	JH/RS

-2 WAS CP83 51592-2



ASSEMBLY DETAILS

- ① SHEET METAL SCREWS NOT SUPPLIED
- ② TWO REQUIRED PER CONNECTOR.
- ③ MAX WIRE BUNDLE WITHOUT INSERT IS 6 AT .190 DIA. AND MIN WIRE BUNDLE WITH INSERT IS 6 AT .040 DIA.
- ④ STYLE II DOES NOT INCLUDE INSERT.
- 5. DETACHABLE INSERT MAY SEPARATE FROM STRAIN RELIEF BODY DURING SHIPPING.

NYLON 94 V-0	II	643313-2
NYLON 94 V-0	I	643313-1
MATERIAL	STYLE	PART NO.

UNLESS OTHERWISE SPECIFIED DIMENSIONS ARE IN INCHES. TOLERANCES ON: DECIMALS ±.015 ANGLES ±	CONTRACT NO		AMP INCORPORATED Harrisburg, Pa. 17105	
	DP	<i>M. Fehr 7-23-82</i>		
MATERIAL SEE TABLE	CHK	<i>D. Heide 10/1/82</i>	NAME STRAIN RELIEF AND INSERT, UNIVERSAL MATE-N-LOK™ 6 CIRCUIT	
	APPD	<i>G. E. Quella 11/1/82</i>	SIZE	FSCM NO
FINISH SEE TABLE	OTHER APPD		C	00779
			DRAWING NO	643313
		SCALE	2:1	SHEET 1 OF 1